
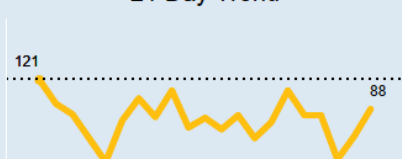




COVID - 19 | Key Indicators

Last Updated: 01-26-21

Cases	Total Reported Cases	Last 24 Hour Reported Cases Change	21 Day Reported Case Average	21 Day Trend
	872,918	4,262	6,567	
Deaths	Total Reported Deaths	Last 24 Hours Reported Deaths Change	21 Day Reported Death Average	21 Day Trend
	10,856	88	77	
Hospitalizations	Total Reported Hospitalizations	Last 24 Reported Hours Hospitalizations Change	21 Day Reported Hospitalization Average	21 Day Trend
	45,276	295	268	
ICU Admissions	Total Reported ICU Admissions	Last 24 Hours Reported ICU Admissions Change	21 Day Reported ICU Admission Average	21 Day Trend
	6,600	40	28	

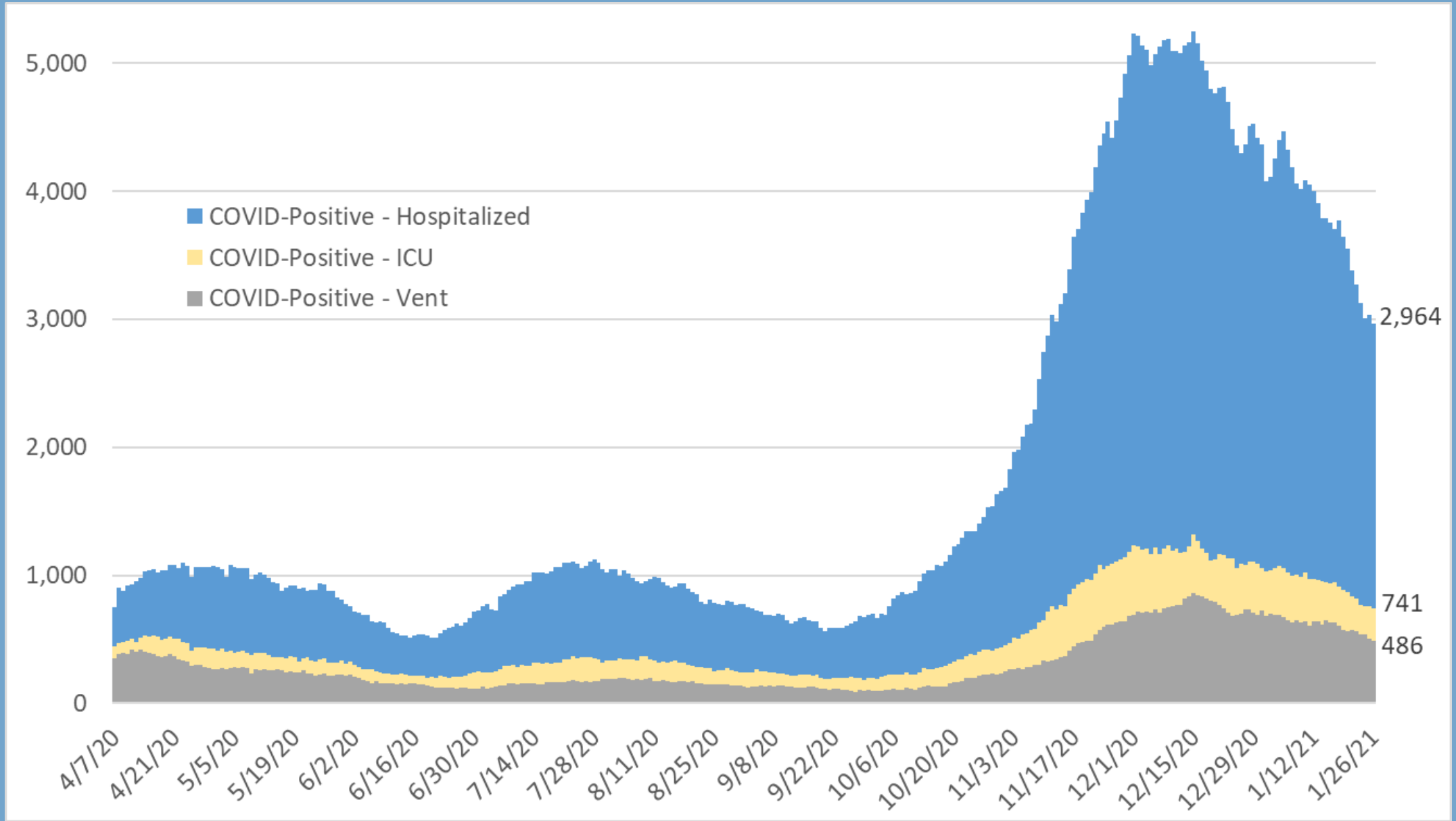
All dates are based when an indicator is reported and will not match data in other COVID-19 dashboards provided by the Ohio Department of Health. All other dashboards are based on onset date, date of hospitalization, or date of death.

Note: Totals include Confirmed and CDC Expanded Case Definition (Probable)



Department of Health

Current Confirmed COVID - 19 Patient Count in Ohio Hospitals by Day *



*Reported to the Ohio Department of Health by the Ohio Hospital Association. Data as of 01/26/2021.